



The VFA is the principle accountability framework for community colleges with measures defined to encompass the full breadth of the community college mission and the diversity of students' goals and educational experiences. The mission-appropriate measures determine how well community colleges are serving students; provide colleges the ability to identify problems and set goals for institutional improvement; and be properly accountable to stakeholders.

Herkimer County Community College (Herkimer, NY)

VFA Data Collection Cycle 2023

What's in the *Six-Year Outcomes Report*

- Six-Year Outcomes Measures

The Six-Year Outcomes provide a view of the outcomes of all students in the cohort by the end of six years. These outcomes are unduplicated – students are only represented once – and hierarchical – displaying the highest attainment of the student at the reporting college by the end of six years.

- Earned Credential
 - Bachelor's degree (if applicable)
 - Associate degree (with or without transfer)
 - Certificate (with or without transfer)
- Transfer (no award)
- Persistence: still enrolled in sixth academic year
- Left
 - Earned 30 or more credits
 - Earned less than 30 credits

- Comparison of IPEDS Grad Rate to VFA Outcomes

“No Data: Data has not yet been submitted or user does not have rights to view data for this college”

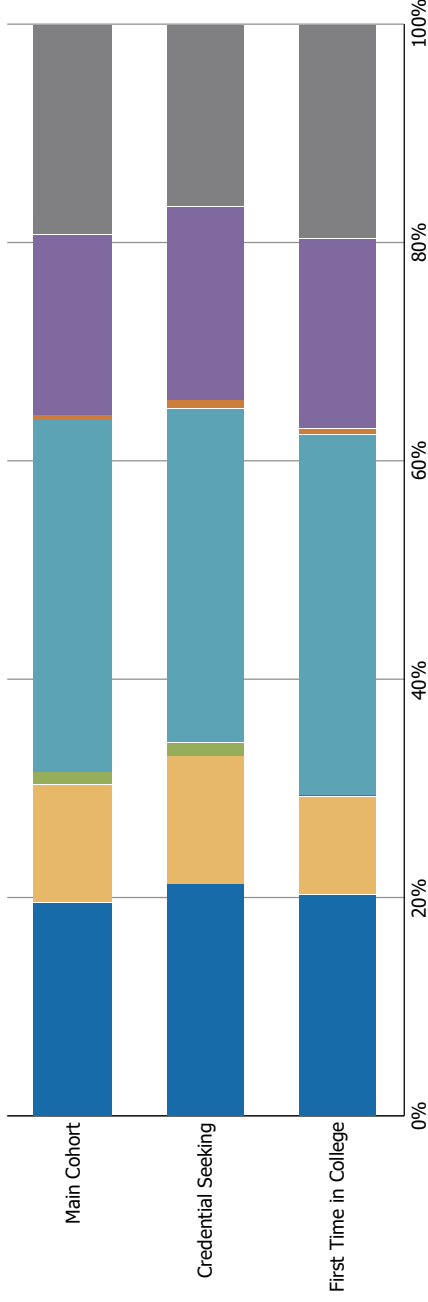
Herkimer County Community College (Herkimer, NY)

Six Year Cohort (Fall Students 2016)

These data represent students that first entered the college in Fall Students 2016 (or summer before) and their progress by the end of six years.

Six-Year Outcomes

Outcomes by the end of Six Years by Cohort Type



Cohort Types Different types of students

- A. Main Cohort: fall entering, first time at **reporting** college; "all students"
 - B. Credential Seeking: earned 12 credits by end of year two
 - C. First Time in College: fall entering, first time in college
- *Students could be in more than one cohort type.

Six-Year Outcomes Measures

These measures report nine potential outcomes for the students in the cohort ranging from receipt of a credential (with and without transfer) to left the college.

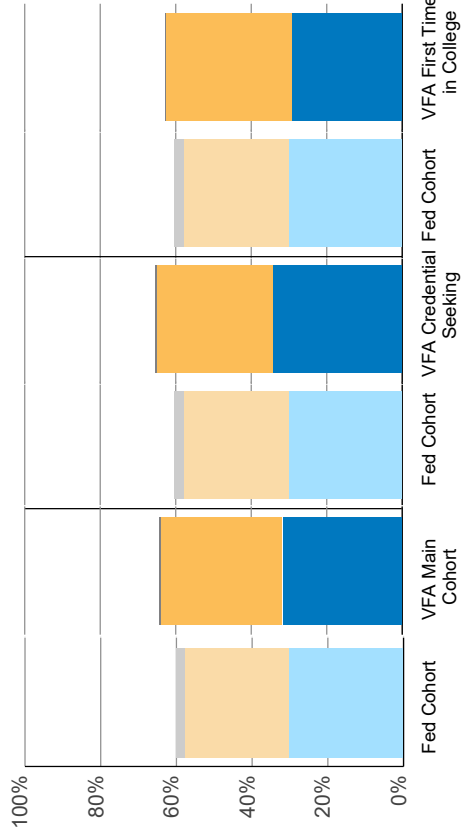
Each student in the cohort is counted in only one of the Six-Year Outcomes and the sum of all of the outcomes will total 100% of the cohort.

- Unduplicated
- Hierarchical
- Achieved by the end of six years
- Credentials earned at the **reporting** college

Outcomes	Main Cohort	Credential Seeking	First Time in College
Cohort Count	966	890	714
Bachelor's	N/A	N/A	N/A
Associate (Transfer)	19.6%	21.2%	20.3%
Associate (No Transfer)	10.8%	11.7%	9.0%
Certificate (Transfer)	0.1%	0.1%	0.1%
Certificate (No Transfer)	1.0%	1.1%	0.0%
No Award (Transfer)	32.2%	30.7%	33.1%
Still Enrolled	0.6%	0.7%	0.6%
Left with > or = 30 credits	16.5%	17.8%	17.4%
Left with < 30 credits	19.3%	16.7%	19.6%

Comparison of the college's IPEDS (federal) graduation rate to the college's VFA Six-Year Outcomes

Federal Grad Rate (IPEDS) Compared to VFA Outcomes (by VFA full-time and part-time students)



	IPEDS Fed Cohort	VFA Main Cohort	VFA Credential Seeking	VFA First Time in College
Still Enrolled	2.8%	0.6%	0.7%	0.6%
No Award (Transfer)	27.6%	32.2%	30.7%	33.1%
Total Earned Awards**	30.0%	31.5%	34.2%	29.4%

**VFA Total Earned Awards = Bachelor's degrees and associate degrees and certificates.

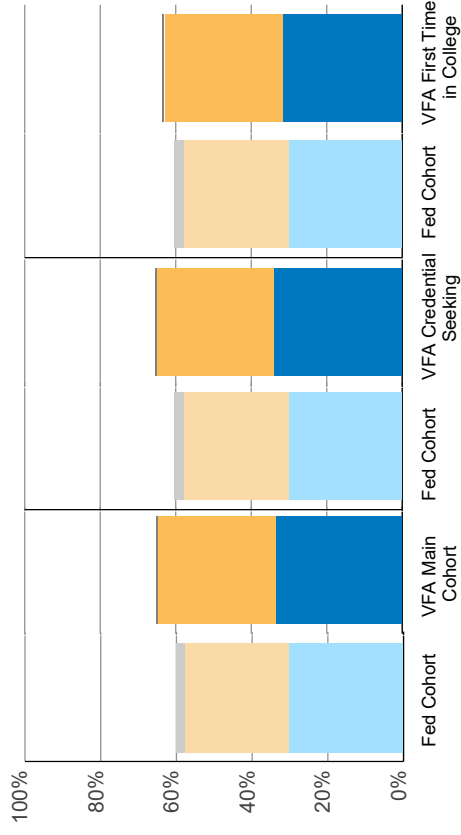
Federal Graduation Rate Cohort:

- Fall entering, first-time, full-time degree seeking students. For more information: <http://nces.ed.gov/ipeds/glossary/index.asp?id=812>

VFA Cohort Types:

- Main Cohort: fall entering, first time at reporting institution, "all students".
- Credential Seeking: fall entering, earned 12 credits by end of year two.
- First Time in College: fall entering, first time in any post-secondary institution.

Federal Grad Rate (IPEDS) Compared to VFA Outcomes (by VFA full-time students)



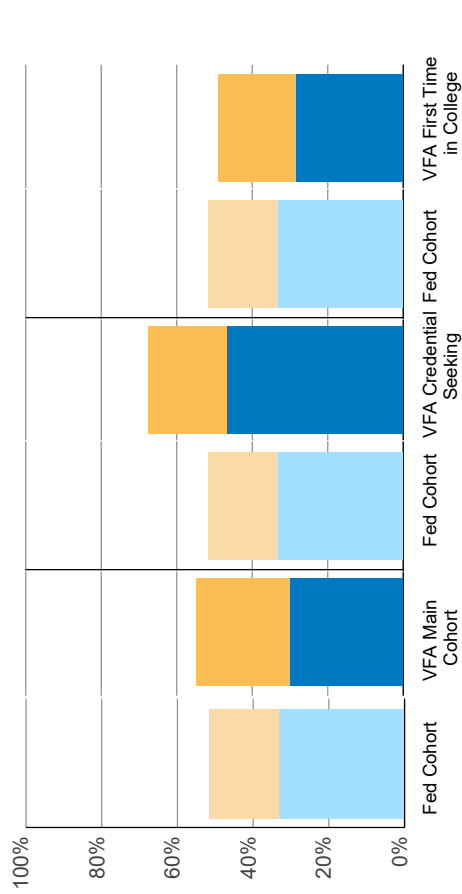
	IPEDS Fed Cohort	VFA Main Cohort	VFA Credential Seeking	VFA First Time in College
Still Enrolled	2.8%	0.7%	0.7%	0.6%
No Award (Transfer)	27.6%	31.1%	31.1%	31.3%
Total Earned Awards**	30.0%	33.5%	33.8%	31.6%

All VFA Colleges

Federal Cohort Year: Fall Students 2015, Fall Students 2016
VFA Cohort Year: Fall Students 2016

All VFA college's comparison of IPEDS (federal) graduation rate to VFA Six -Year Outcomes

**Federal Grad Rate (IPEDS) Compared to VFA Outcomes
(by VFA full-time and part-time students)**



	IPEDS Fed Cohort	VFA Main Cohort	VFA Credential Seeking	VFA First Time in College
No Award (Transfer)	18.4%	24.8%	20.8%	20.7%
Total Earned Awards**	33.0%	29.9%	46.6%	28.4%

**VFA Total Earned Awards = Bachelor's degrees and associate degrees and certificates.

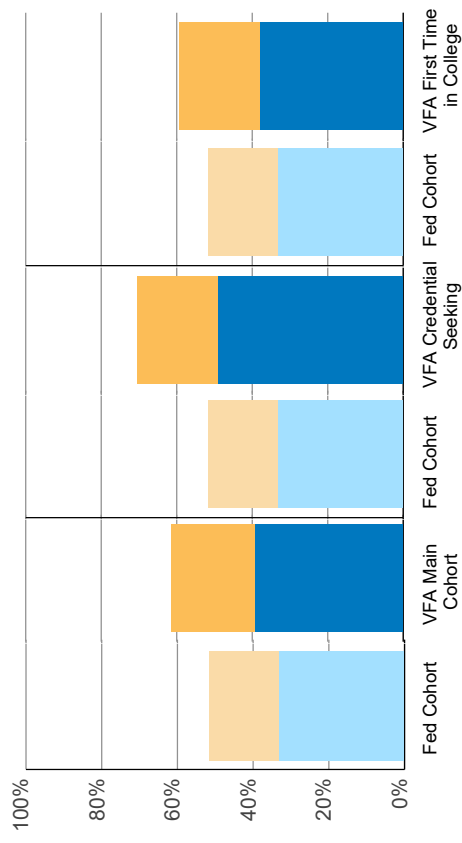
Federal Graduation Rate Cohort:

- Fall entering, first-time, full-time degree seeking students. For more information: <http://nces.ed.gov/ipeds/glossary/index.asp?id=812>

VFA Cohort Types:

- Main Cohort: fall entering, first time at **reporting** institution, "all students".
- Credential Seeking: fall entering, earned 12 credits by end of year two.
- First Time in College: fall entering, first time in any post-secondary institution.

**Federal Grad Rate (IPEDS) Compared to VFA Outcomes
(by VFA full-time students)**



	IPEDS Fed Cohort	VFA Main Cohort	VFA Credential Seeking	VFA First Time in College
No Award (Transfer)	18.4%	22.5%	21.4%	21.3%
Total Earned Awards**	33.0%	39.1%	49.0%	38.1%